


Warning: filectime(): stat failed for /var/www/vhost/www.omal.it/htdocs/https://www.omal.it./FilesProdotti/34-Certificate-202029301-OMAL-AttuatoriSRSRNDADAN.pdf in /var/www/vhost/www.omal.it/htdocs/prodotto-printable.php on line 65

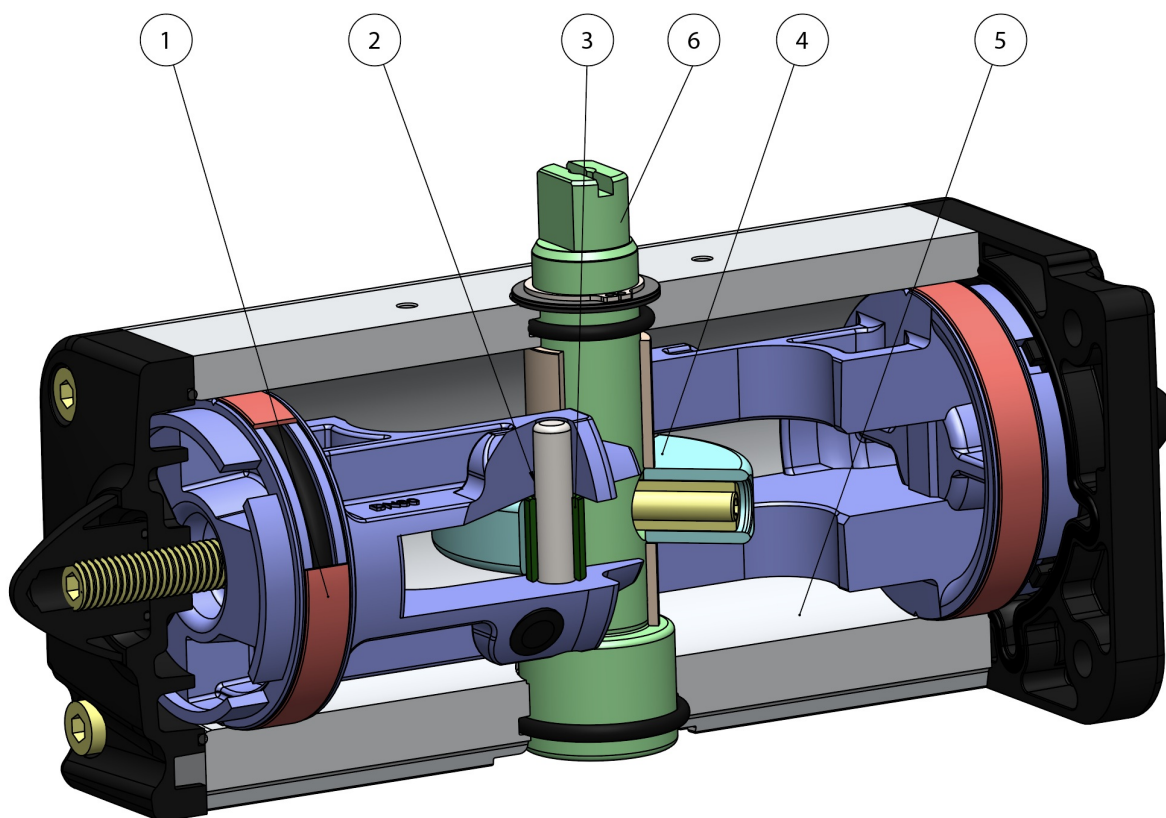
AGO - DA with epoxy painting



Macro Pneumatic actuators

Category AGO - Special version on request

benefits



1. Energized and self-lubricated strips

Less friction between piston and cylinder

It prevents the bonding of the seal to the cylinder even after long periods of inactivity

2. Slots, bushes and pins made by steel with hardness higher than 50 HRC

Higher resistance to the forces inside the actuator

3. Rolling friction between piston and slot

Less friction

4. Scotch yoke with rolling friction (transforming rotary motion into linear motion using piston and shaft without teeth/gears)

Reduced friction between piston and shaft with consequently less wear on the relevant parts

Empowered Breakaway Torque (BTO & BTC)

Smaller volume/size than rack and pinion actuators (with the same torque) therefore less space required for installation

Less weight than the rack and pinion (~30% kg / Nm), with consequent savings on the construction sizing of the plant/equipment

Lower air consumption compared to the rack and pinion actuators (~40% air cm³/Nm for Double Acting and ~20% air cm³/Nm for Spring Return) therefore less load on the compressor or the possibility of using a smaller compressor's size.

5. Rolled cylinder

Less wear of the energized ties thanks to the low roughness of the surface

6. Stainless Steel shaft

Higher corrosion resistance

From sizes bigger than DAN15, NAMUR interface for solenoid valve is already integrated.

No need for extra plate.

100% in- house manufacturing process technology

Maximum control and accuracy in all the stages of the manufacturing process

ATEX Certificate

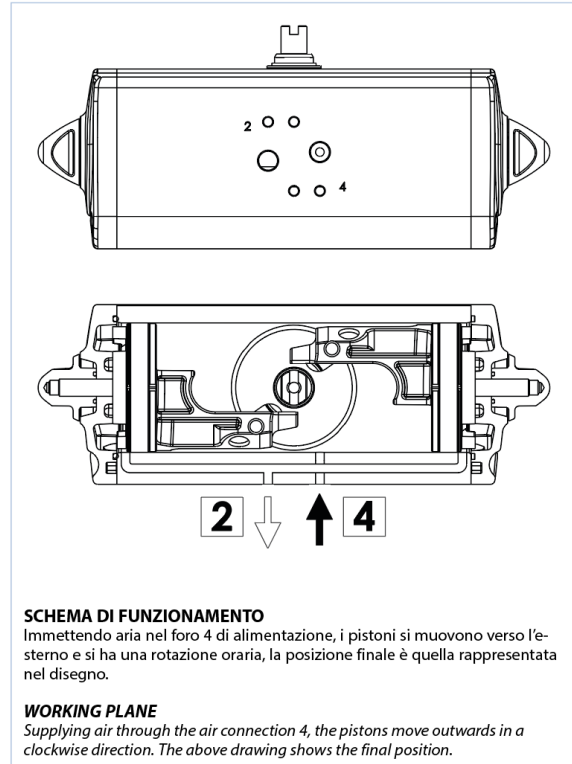
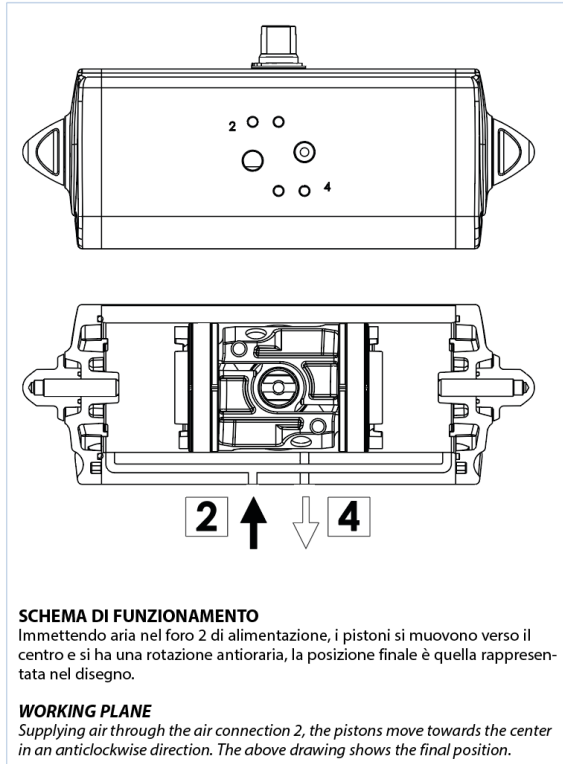
Installation is allowed in a potential explosive environment

Up to SIL 3 Certified

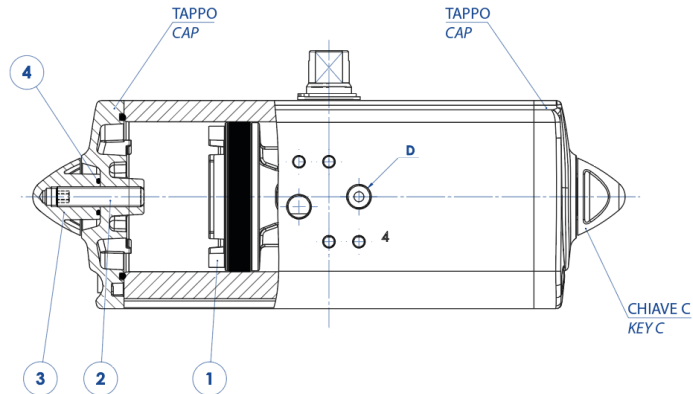
Guarantee of the high level of functional safety.

specifications

WORKING PLANE PNEUMATIC ACTUATOR "DA" TYPE



ATTUATORE REGOLABILE-ISTRUZIONI PER L'UTILIZZO ACTUATOR WITH STROKE ADJUSTMENT-INSTRUCTIONS



- A)** Immettere aria nel foro "D" in modo che i pistoni (part. n°1) si vengano a trovare in posizione di finecorsa verso i tappi.
B) Togliere il controdado (part. n°3) agendo sulla chiave C.
C) Togliere l'aria di alimentazione.
D) Con una chiave a brugola agire sulle viti (part. n°2) ed effettuare la limitazione di corsa desiderata.
N.B. La corsa può essere limitata per un massimo di 10° da 80° a 90°. Altre regolazioni disponibili a richiesta.
E) Mettere aria nel foro "D", verificare che entrambe le viti (part. n°2) siano a battuta contro i pistoni.
F) Mettere il controdado (part. n°3) munito di O-ring (part. n°4) per la tenuta tra dado e tappo.

- A)** Supply air through the air connection D so that the pistons (Part. 1) move to the end-stroke position, towards the caps.
B) Remove the counter nut (part. 3) acting on the C key.
C) Shut off the air supply.
D) Adjust the end stroke as desired, acting on the screws (part 2) with an hexagonal key.
Note: maximum adjusting stroke 10°, ranging from 80° to 90°. Other regulations on request.
E) Supply air through the air connection D and check that both screws stop the pistons.
F) Screw the counter-nut (part 3) and its o-ring (part 4) to keep nut and cap tight.



OMAL S.p.A. Società Benefit
Headquarters: Via Ponte Nuovo 11, Rodengo Saiano (Brescia) Italy
Production site: Via Brognolo 12, Passirano (Brescia) Italy
Ph +39 0308900145 Fax +39 0308900423

documents

Certificati

SIL EN 61508 - Actuators: SR, SRN, DA, DAN

